



PIGEON POST

Learn ~ Live ~ Lead

APRIL

- Wed 25 ~
ANZAC Day
Dawn Service ~
Loyalty Square
5:45am
- Mon 30 ~ Staff
Development
Day ~ staff return
only

MAY

- Tues 1 May ~
STUDENTS
RETURN
- Wed 2 ~ P&C
Meeting ~ 7pm
- Fri 11 ~ 8am
Mothers' Day
Breakfast 8am
- Fri 11 ~ 9am
Cross Country ~
8 years +



Because I'm HAPPY...

Happy by Pharrell Williams, featured at morning lines on Wednesday, played by our talented Balmain PS students!

They were led by our incredible Band Director, Naomi Robinson and sounded absolutely amazing!

We will be looking at recording the band early next term and the tune playing as our morning bell!

Stay tuned...

Maria Lambos ~ **Principal**

LEARN LIVE LEAD

Awards



K Crabs

Gabriela B-S - exceptional development in her literacy

K Dugong

Claudia P - sorting and describing representations of two-dimensional shapes

K Pufferfish

Mason M - excellent writing

1/2 Clams

Mariam K - being a responsible student who always does the right thing

1/2 Galapagos

Vivienne T - using similes and descriptive language in her writing

1/2 Megaladon

Joe S - his wonderful efforts writing a narrative

1/2 Seahorse

Benjamin S - his pleasing and mature attitude toward completing tasks and trying his best - Keep it up Ben!

3/4 Flameback

Corey M - your amazing effort and improvement in class and for not giving up

3/4 Krill

Julian G - great improvement in his attitude towards learning

3/4 Turtles

Jonah P - his positive outlook on his writing, confidence in group work and living the moments he's accomplishing. Well done!

Manas A R - his great work ethic towards the raft he built in STEM and his dedication towards improving concentration in a positive manner! Great effort!

5/6 Coelacanth

Brendan E- working hard to write longer and more interesting stories

5/6 Lasseter's

Annie P - always being an active participant, leading by example and enjoying herself in Footsteps

5/6 Spoggiá

Hannah B - being respectful and helpful in class towards others and towards her teachers.

5/6 Wahoo

Elora B - engaging in her learning, particularly in the area of science

5/6 Yabby

Jade W- her diligent work ethic across all subject areas

YOU CAN DO IT!

Awards

K Crabs

Markus A - building positive friendships and achieving his goals

K Dugong

Georgie C - making many new friends

K Pufferfish

Anna D-W - working well with everyone

1/2 Clams

Billy B - being a positive role model for his peers

1/2 Galapagos

Madeleine C - always making good choices and resolving problems peacefully

1/2 Megaladon

Jacob A - being kind to his friends

1/2 Seahorse

Samuel F - always willing to help his peer and showing leadership skills with computers

3/4 Flameback

Alison H - bringing joy and smiles to the classroom

3/4 Krill

Finn C - being a happy and cheerful member of 3/4 Krill

3/4 Turtles

Eleanor C - her respectful and friendly attitude in class. Her great teamwork during PBL and building their raft in STEM. Fantastic Eleanor!

Keira L - approaching every day with enthusiasm and a willingness to do her best work

5/6 Coelacanth

Felicia Y - always bringing a positive attitude into the classroom

5/6 Lasseter's

Leo C- his dedication and commitment to being a team player in soccer trials

5/6 Spoggiá

Lachlan W - taking on feedback with maturity

5/6 Wahoo

Arabella S - building great confidence in her first term at a new school

5/6 Yabby

Genevieve S - her positive friendships with peers across the school.

Congratulations, Ms Stanley!

All teachers or principals in NSW are required to be accredited. Accreditation is based on Australian Professional Standards for Teachers.

The NSW teacher accreditation system is implemented by the NSW Education Standards Authority (NESA, formerly known as BOSTES).

Accreditation celebrates quality teaching and inspirational teachers recognising their impact on improving student achievement across NSW.

There are several levels:

- **CONDITIONAL/PROVISIONAL** - qualified to begin teaching
 - **PROFICIENT** - experienced teacher maintaining accreditation
 - **HIGHLY ACCOMPLISHED/LEAD TEACHER** - mentor and leader and maintaining accreditation
- Ms Stanley has been accredited as **PROFICIENT**, which means she is an experienced teacher maintaining her accreditation.

We are fortunate, at Balmain PS, to have teachers of such high calibre!



Sustainability @ BPS...

Ms Pauline and students have been diligently working in the garden and growing fresh produce...

Parents/careers are taking the opportunity to buy out locally grown parsley, lemongrass and basil for only \$1 or \$2 ~ What a bargain!!!!

Ms Pauline and her helpers are hoping to purchase a microscope for the school, from the proceeds of the sales, to be able to closely investigate growing things ... Learning is so much fun!

SWEET SOUNDS...

THE JUNIOR CHOIR, LED BY MS MORRIS AND ACCOMPANIED BY MS BIGGINS, ALL GOT UP ONTO THE STAGE ON THURSDAY MORNING.

THEIR SWEET VOICES SOUNDED DIVINE, AS THEY PERFORMED 'FREE TO BE ME'.



BALMAIN PUBLIC SCHOOL P&C

MOTHER'S DAY BREAKFAST

8AM - 9AM, FRIDAY 11TH MAY

ENJOY BACON 'N' EGG ROLLS, MUFFINS, CROISSANTS, PASTRIES, COFFEE, TEA, FRUIT & JUICE
JUST A GOLD COIN DONATION [PER ITEM]; DADS, KIDS & EXTENDED FAMILY ARE WELCOME, TOO !!

Thanks to *Couture Street Bakery* for Supporting this P&C Event.

THE BALMAIN BALL *aftoa*


FRIDAY 4TH MAY, 2018

7.15PM SHARP FOR 7.30PM BOAT DEPARTURE:
BALMAIN EAST WHARF (END OF DARLING STREET)

COCKTAIL PARTY AND DANCING, BLACK TIE

TICKETS: \$190 PP | balmainball.com

In support of Balmain Hospital

 Ray White
BALMAIN

autosports group[®]

 ALL OCCASION
CRUISES

Mother's Day Chocolates



A great way to show our appreciation

\$12 Gift Box

*of an assortment of exquisite hand-made chocolates
from Josophan's Fine Chocolates.*

**Due to high demand, please purchase via FLEXISCHOOLS
by 10am, Friday May 4th to guarantee delivery.**

Boxes will be handed out to the children on Friday 11th May.

All enquiries can be made to Cliff: bpsmdc@gmail.com

This initiative is organised by the BPS P&C and any profits go directly into making our school even better.



This newsletter includes all fun that 5/6 S has had in the past few weeks. All the artworks, stories and moments. Best of all, this newsletter was entirely written, drawn, edited and produced by 5/6S students!

Interview by Charles, Harrison and Cooper

The people interviewed were Oscar, Sam, Connor and Harry

What styles of art will you use for your comic?


The cartoonists all chose cartoon styles.

How will you get your inspiration?


Some of them get inspiration from around them.

How do you see your art in the near future?

They all hope to improve on their fantastic comics.



Which path would you choose?



By Charlotte



An artist at work!



Question of the term: What is people's idea of a perfect world?

A similar question to this one was asked by Plato, an ancient philosopher that lived more than 2,000 years ago. The question asked was "Is there a perfect world?" We will talk about what others think and our opinion.

Of course, there are many problems in the world, and some of them will take quite a while to solve, while others will take less time than we think to solve. So we can conclude that our world will never be perfect, because if all the problems do get solved, there'll probably be some other problem to deal with.

And also, it depends who you ask. If you ask a mature person, then they would probably say that they want all the problems in the world to be solved. But if you ask an immature person, like a five-year-old child, they would probably say that the world would be perfect if there were lolly mountains and free ice creams everywhere and all that. And if you ask a poor person, like a refugee, they would say just a home and a good education.

Our opinion of a perfect world is where everyone gets along. There would also be no violence and no one being mean to anyone. But this is going to take a long time to solve, maybe even not at all.

Let's face it - the world would probably never be perfect considering all the problems.

Remember to look out for question of the term next time!

From Dylan and Cameron



Sport News

By Alexia Karakaidos!!!



Just recently the **Australian** cricket team have been caught cheating. They apparently were ball tampering. Ball tampering is when you unlawfully change the ball condition like the **Australian** cricket team did.

It came after **Smith** admitted he and other senior players, who he refused to name, plotted during a lunch break to illegally tamper with the ball in the third Test against **South Africa** in **Cape Town**.

Cameron Bancroft used sticky yellow tape, which had fragments from the pitch, as a makeshift form of sandpaper while working on the ball in an illegal attempt to scrape it.

To make matters worse, he attempted to hide the evidence when he realised umpires were suspicious. He stuffed the tape down his pants, instead showing umpires a piece of cloth in his pocket.

Cameras captured it all and the match referee later charged him with ball tampering. **Steve Smith** and **David Warner** are banned from international cricket for 12 months. **Cameron Bancroft** is banned from international cricket for 9 months.

Steve Smith: was the captain of the **Australian** cricket team.

David Warner: was the vice-captain of the **Australian** cricket team.

Cameron Bancroft: was a junior member of the **Australian** cricket team.



Are Roses Red ?

Roses are different colours

*So why call them **RED***

*Why not **YELLOW***

Instead

*Or even **BLUE***

*Or **GREEN***

So don't be mean!


-MILLY E

TEACHERS - THROUGH THE SCHOOL YEAR! by Connor

start of year

middle of year

End of year!



the end h.c.!

5263 The Puffs!



Actually, the macquarie primary dictionary defines 'BULLY' as someone who hurts, frightens or orders around a smaller person or weaker person but he is bigger than me so haha!

29/03/18


✱ @ R



5/6S'S EXCURSION UNDER THE SEA

A story by Leah and Lara

We are getting on the bus to go to the reef for the best excursion ever. "This is going to be awesome!" said Alexia. "I know right" replied Thea. We have finally arrived, and we start to get our snorkels on. "Let's go" said Miss Stanley, and we all flooded in. We see lots of colourful fish. "Look!" said Leah, pointing to some sea sponges. "That's our class name, Spoggia," said Lara. "AHH! There's a stingray!" squealed Phoebe. "I think it's time to go" yelled Miss Stanley. We all got out but when Miss Stanley wasn't looking we pushed her back in the water.



SCHOOL HOLIDAY WORKSHOPS

Choose from Air Dry clay or decorate your own pillowcase or tote bag!

Friday April 20th 2018

Morning workshop \$50 each - 10.00am-12.30pm

Afternoon workshop \$50 each - 1.30pm - 4.00pm

ages
7-12

Or ALL DAY options available: 10am-4.00pm or 9am - 5pm

NEXT TERM:

'ART CLUB!

Tuesdays: 3-5pm

\$34 per class from 01/5/18

This class is for kids in years 3-6, who especially LOVE to draw!

'ART NINJAS!'

Thursdays: 3-4.30pm

\$30 per class from 3/5/18

A place for kids in all years, to hang out and gain creative confidence.

MATERIALS & SNACKS

are provided at all classes.

Like to try a class out? No worries!!...
...casual classes can be arranged at \$35 each



AT BALMAIN PUBLIC SCHOOL

Facebook.com/youngat art sydney

YOUNG AT

ART

To make a booking or for more details:
please email Sally at

youngatartsydney@outlook.com



**Making patterns during
Maths groups**



**You Can Do It!
Role play**



**Daily 5: Listening to a
digital text**



**Writing during
investigations**

**In 1/2 Clams we
work
collaboratively
and
independently**



Daily 5: Word work



Daily 5: Word work



**Teaching our friends how
to play our Maths game**



**Making a cloud in a jar
during investigations**



**Collaborating on an
information report**



Footsteps



**Making illustrations for
our stories**

**We are active
participants in our
learning through
investigations ...**



Reflection



Box Construction



**Combining literacy and
science**

STEM challenges ...



Making a raft



Starting an ant colony



Robot Turtles

Coding activities

...



**Daily 5: Listening to
a digital text**

Daily 5 ...



Daily 5: Written work

Freedom to Learn aka F2L

F2L (Freedom to Learn) runs for 90 minutes, once a week. It provides choices for students in their learning and the tasks are open-ended. This is a motivator for students and they feel they have more control of their own learning. It is child-centred, as opposed to being teacher-driven. Each semester, a key concept is woven into the tasks and this semester, the key concept of **sustainability** is a common thread through all the tasks.

Research defines student engagement as a student's willingness, need, motivation and success in the learning process (Bomia, Beluzo, Demeester, Elander, Jonson & Sheldon, 1997). Studies have revealed a high correlation between academic achievement and student engagement (Gunuc 2015), therefore it is beholden on educators to design lessons, units of work and programs that engage students.

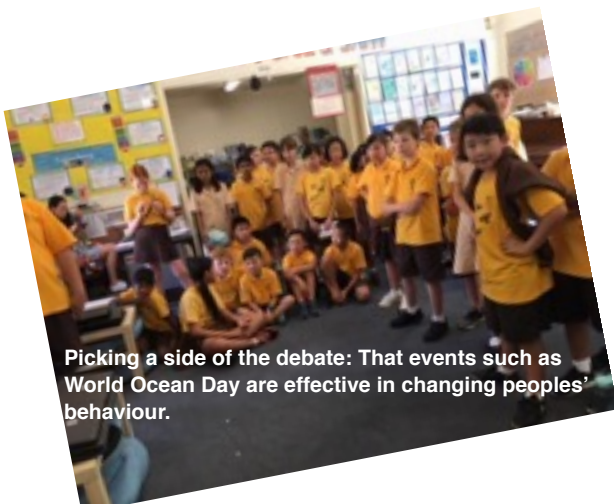


Philosophy behind F2L

- Extends the topics and key concepts covered in class
- Provides choice and autonomy
- Based on the premises of Inquiry Based Learning and Project Based Learning which encourages engagement
- A form of differentiation based on student interest and readiness

Activities and motivators (provocations) are embedded in the F2L task sheet. 'Focus students' are selected each F2L session. They are 'interviewed' by teachers and classmates as to their intention for the F2L session. Some of the questions that may be asked: What ideas do you want to test? What has your research shown? How good is your information? How will you present your results? Students are often challenged to expand their thinking by their peers.

Often the discussion involves a contentious issue and that is when we hold a quick polarised debate, which always brings up issues that the different groups need to consider.



Picking a side of the debate: That events such as World Ocean Day are effective in changing peoples' behaviour.



Kalani stating his point of view

OTHER PLAN: 100 - MATHS COURSE PLAN

Unit	Topic	Unit	Topic	Unit	Topic
1	Unit 1: The 100	2	Unit 2: The 100	3	Unit 3: The 100
4	Unit 4: The 100	5	Unit 5: The 100	6	Unit 6: The 100
7	Unit 7: The 100	8	Unit 8: The 100	9	Unit 9: The 100
10	Unit 10: The 100	11	Unit 11: The 100	12	Unit 12: The 100
13	Unit 13: The 100	14	Unit 14: The 100	15	Unit 15: The 100
16	Unit 16: The 100	17	Unit 17: The 100	18	Unit 18: The 100
19	Unit 19: The 100	20	Unit 20: The 100	21	Unit 21: The 100
22	Unit 22: The 100	23	Unit 23: The 100	24	Unit 24: The 100
25	Unit 25: The 100	26	Unit 26: The 100	27	Unit 27: The 100
28	Unit 28: The 100	29	Unit 29: The 100	30	Unit 30: The 100
31	Unit 31: The 100	32	Unit 32: The 100	33	Unit 33: The 100
34	Unit 34: The 100	35	Unit 35: The 100	36	Unit 36: The 100
37	Unit 37: The 100	38	Unit 38: The 100	39	Unit 39: The 100
40	Unit 40: The 100	41	Unit 41: The 100	42	Unit 42: The 100
43	Unit 43: The 100	44	Unit 44: The 100	45	Unit 45: The 100
46	Unit 46: The 100	47	Unit 47: The 100	48	Unit 48: The 100
49	Unit 49: The 100	50	Unit 50: The 100	51	Unit 51: The 100
52	Unit 52: The 100	53	Unit 53: The 100	54	Unit 54: The 100
55	Unit 55: The 100	56	Unit 56: The 100	57	Unit 57: The 100
58	Unit 58: The 100	59	Unit 59: The 100	60	Unit 60: The 100
61	Unit 61: The 100	62	Unit 62: The 100	63	Unit 63: The 100
64	Unit 64: The 100	65	Unit 65: The 100	66	Unit 66: The 100
67	Unit 67: The 100	68	Unit 68: The 100	69	Unit 69: The 100
70	Unit 70: The 100	71	Unit 71: The 100	72	Unit 72: The 100
73	Unit 73: The 100	74	Unit 74: The 100	75	Unit 75: The 100
76	Unit 76: The 100	77	Unit 77: The 100	78	Unit 78: The 100
79	Unit 79: The 100	80	Unit 80: The 100	81	Unit 81: The 100
82	Unit 82: The 100	83	Unit 83: The 100	84	Unit 84: The 100
85	Unit 85: The 100	86	Unit 86: The 100	87	Unit 87: The 100
88	Unit 88: The 100	89	Unit 89: The 100	90	Unit 90: The 100
91	Unit 91: The 100	92	Unit 92: The 100	93	Unit 93: The 100
94	Unit 94: The 100	95	Unit 95: The 100	96	Unit 96: The 100
97	Unit 97: The 100	98	Unit 98: The 100	99	Unit 99: The 100
100	Unit 100: The 100				

Handwritten notes on a piece of paper, including a list of items and a section titled "Food safety rules".

Food safety rules:

- 1. Wash hands
- 2. Cook food
- 3. Eat food
- 4. Drink water
- 5. Use clean water
- 6. Use clean dishes
- 7. Use clean clothes
- 8. Use clean shoes
- 9. Use clean shoes
- 10. Use clean shoes
- 11. Use clean shoes
- 12. Use clean shoes
- 13. Use clean shoes
- 14. Use clean shoes
- 15. Use clean shoes
- 16. Use clean shoes
- 17. Use clean shoes
- 18. Use clean shoes
- 19. Use clean shoes
- 20. Use clean shoes
- 21. Use clean shoes
- 22. Use clean shoes
- 23. Use clean shoes
- 24. Use clean shoes
- 25. Use clean shoes
- 26. Use clean shoes
- 27. Use clean shoes
- 28. Use clean shoes
- 29. Use clean shoes
- 30. Use clean shoes
- 31. Use clean shoes
- 32. Use clean shoes
- 33. Use clean shoes
- 34. Use clean shoes
- 35. Use clean shoes
- 36. Use clean shoes
- 37. Use clean shoes
- 38. Use clean shoes
- 39. Use clean shoes
- 40. Use clean shoes
- 41. Use clean shoes
- 42. Use clean shoes
- 43. Use clean shoes
- 44. Use clean shoes
- 45. Use clean shoes
- 46. Use clean shoes
- 47. Use clean shoes
- 48. Use clean shoes
- 49. Use clean shoes
- 50. Use clean shoes
- 51. Use clean shoes
- 52. Use clean shoes
- 53. Use clean shoes
- 54. Use clean shoes
- 55. Use clean shoes
- 56. Use clean shoes
- 57. Use clean shoes
- 58. Use clean shoes
- 59. Use clean shoes
- 60. Use clean shoes
- 61. Use clean shoes
- 62. Use clean shoes
- 63. Use clean shoes
- 64. Use clean shoes
- 65. Use clean shoes
- 66. Use clean shoes
- 67. Use clean shoes
- 68. Use clean shoes
- 69. Use clean shoes
- 70. Use clean shoes
- 71. Use clean shoes
- 72. Use clean shoes
- 73. Use clean shoes
- 74. Use clean shoes
- 75. Use clean shoes
- 76. Use clean shoes
- 77. Use clean shoes
- 78. Use clean shoes
- 79. Use clean shoes
- 80. Use clean shoes
- 81. Use clean shoes
- 82. Use clean shoes
- 83. Use clean shoes
- 84. Use clean shoes
- 85. Use clean shoes
- 86. Use clean shoes
- 87. Use clean shoes
- 88. Use clean shoes
- 89. Use clean shoes
- 90. Use clean shoes
- 91. Use clean shoes
- 92. Use clean shoes
- 93. Use clean shoes
- 94. Use clean shoes
- 95. Use clean shoes
- 96. Use clean shoes
- 97. Use clean shoes
- 98. Use clean shoes
- 99. Use clean shoes
- 100. Use clean shoes

When investigating and researching, planning is essential.



Teachers do need to provide scaffolding to the groups and meetings are held each session. Criteria rubrics are also negotiated and provide direction.



Assessable outcomes:

Students will **generate and evaluate knowledge**, **clarify concepts** and ideas, **consider alternatives** and **solve problems** through asking and posing questions, making predictions, **engaging in first-hand investigations** and **design projects**, problem solving, **making evidence-based decisions**, and **analysing and evaluating evidence**. This will be supported by information and communication technology (ICT) that **will be used effectively and appropriately** to access, create and/or communicate information and ideas, solve problems and work collaboratively.

Some examples of tasks:



Liam Y and Liam H discussing the properties of the 'Trieste'.

No pressure...
Explore hidden depths!
How does life withstand
the pressure of water in
the hadal zone? How did
the 'Trieste' reach the
bottom of the Marianas
Trench in 1960 and
survive?



Topographical tasks

Explore the ocean floor. What does the ocean floor actually look like? Choose an ocean or sea and write a description, draw labelled diagrams and make models.

The word *topographical* caused some issues with one group and needed unpacking.

Ocean World café

Plan to spend at least one break time running an Ocean World café. The décor theme and food theme will be ocean-related. This will need a lot of planning. You will need to consider food, suppliers, monitoring numbers coming to your café, food allergies, settings, cutlery, costs, charges, advertising and more.

Kylie, Elvira, Sophie, Savannah and Pascale have taken on the challenge but until they had their first teacher/student conference they did not realise how big their task would be!



F2L in action

Sora **Criteria** and on contemplating the extent of the Great Pacific **Achieved** Patch. Can they invent an idea to clean it up?
Selected political issue (457 visa)

Considered from various

Every **Created and administered**

Delivered speech using the four principals of sustainable human development (economic, social, political, environmental)

Negotiation

Repeated survey and showed results in a graph

Completed an analysis
 You may negotiate your own task with a teacher, but you will need to align it to NSW syllabus outcomes and the concept of sustainability and/or exploration.



(Students learn to navigate the NSW syllabuses to identify the correct outcomes)

Global warming

As extreme weather and heat during the harsh Australian summer becomes the norm, you must design a community pool, bath or ocean inlet that is heat and climate proof. Consider the design elements involved in architecture across functionality and aesthetics. Present your chosen design using computer software or as a 3D model.

(a planned attempt by Luca, Paul, Harry, Henry)

Assessment and feedback

Investigative learning is reportable at Balmain PS.
 An example of assessment/feedback.

F2L Assessment

Task: Research an item on the Australian political agenda from all points of view and create a survey for your classmates to get their points of view.

Names: Luca and Paul

Politics

Criteria	Achieved
Selected political issue (457 visa)	✓
Considered from various points of view	✓
Created and administered survey	✓
Delivered speech using the four principals of sustainable human development (economic, social, political, environmental)	✓
Repeated survey and showed results in a graph	✓
Completed an analysis	✓

Comment:

Thank you for your digital presentation and speech and the way you paced your learning over this study. It was a high-level study. The only thing I wasn't sure about is why you used the numbering system on the y axis of your graph. Did you just survey 4.5 people? The way you have implemented action plans into all your independent projects indicates a high-level of organisation and maturity in the learning process. With these strengths you cannot go far wrong in your academic future or in your future careers. Congratulations!

ACTING CLASSES

Local Award winning Actress, Teacher and Voice Artist is starting **group drama classes for children & teens** soon in Rozelle. 7 – 11 yrs and 12 – 16yrs. They will take place on Monday and Wednesday afternoons during school terms, at the cost of only \$30 per 1 ½ hr class payable by the term. We will do **scenes**, monologues, **improvisation and imagination games**, exercises to expand memory and **confidence** and also look at working with the **camera and practising audition technique**. We look at the importance of a **good voice** and will do some vocal exercises and tongue twisters. Small, entertaining classes focussed on the individual.



© Can Stock Photo



Classes are for those interested in acting as a profession as well as those just wanting to **do drama for fun and confidence**. Monette has 38 years professional acting experience and over 25 years teaching exp. She has a NSW working with children certificate and is also a blue card holder. She teaches at Nida Open and TAFTA as well as privately. References, experience and CVs can be viewed at www.monettelee.com

LIMITED PLACES SO BOOK EARLY TO GET A SPOT.

For more information call now on **0414 533 500**



SPARKING YOUNG MINDS

If your child could benefit from extra support or needs extending, we can help!

LEAP INTO LITERACY

Leap into Literacy offers creative writing and reading comprehension classes for primary school aged children. Our inspired creative approach engages children in a love of lifelong learning.

- » Primary school students in Years K-6 at all levels
- » FREE TRIAL CLASS and assessment
- » Fun learning environment
- » Small class sizes
- » Qualified teachers
- » Classes available after school and on Saturdays

CONTACT US



0420 734 720



info@leapintoliteracy.com.au



www.facebook.com/leapintoliteracy.com.au

"Leap into Literacy has helped to develop my child's confidence by giving him skills and techniques to tackle writing and comprehension assignments. I saw results and improvement in his work almost immediately."

Lana



LEAP INTO LITERACY
Reading, Writing, and Creativity!

www.leapintoliteracy.com.au



KIDS AT THE ARTHOUSE

ENROL FOR 2018

ENROL NOW and join the Kids At The ARthouse every Monday 3pm - 5pm at Balmain Public School for lots of creative fun and art making. This visual arts program will enrich and inspire every student's creativity through a variety of art practises. Painting, printmaking, sculpture, drawing, mixed media and many more techniques are taught throughout the year. We supply everything including afternoon tea! All students from K-6 and from other schools welcome!

Come along, have lots of fun and unleash your creative spirit!

CONTACT: Sabina Carney

e: sabina@kidsatthearthouse.com m: 0403768282

KIDS AT THE ARTHOUSE STUDENT ACHIEVEMENTS:

FIVE STUDENT FINALISTS IN THE "YOUNG ARCHIES" 2017 ART GALLERY OF NSW
STUDENTS CHINESE NEW YEAR EXHIBITION AT THE CHINESE GARDEN OF FRIENDSHIP (DARLING HABOUR) "DREAM" EXHIBITION - 2014, 2015 & 2016
WINNERS: CHILDREN'S BOOK COUNCIL OF AUSTRALIA POSTER COMPETITION 2015
FINALIST: AUSSIE ART COMPETITION 2014
WINNER: AVANT CARDS "CALLING ALL ARTIST'S" COMPETITION 2013 & 2010
FINALIST: AUSSIE ART COMPETITION 2013
WINNER: SYDNEY PORT AUTHORITY POSTER COMPETITION 2012
WINNER: SYDNEY PORT AUTHORITY PHOTOGRAPHIC COMPETITION 2011
THE AUSTRALIAN NUMERACY AND LITERACY FOUNDATION COLLABORATIVE PROJECT 2013
THE TAFE ULTIMO SCREEN PRINTING DEPARTMENT COLLABORATIVE PROJECT 2011



BALMAIN PUBLIC SCHOOL P&C

MOTHER'S DAY BREAKFAST

8AM - 9AM, FRIDAY 11TH MAY

ENJOY BACON 'N' EGG ROLLS, MUFFINS, CROISSANTS, PASTRIES, COFFEE, TEA, FRUIT & JUICE
JUST A GOLD COIN DONATION [PER ITEM]; DADS, KIDS & EXTENDED FAMILY ARE WELCOME, TOO !!

Thanks to *Couture Street Bakery* for Supporting this P&C Event.